



The Tar River Piecemakers Quilting Guild is a Rocky Mount Arts Center sponsored group

Quilting Times



President's Letter

Well as I sit here writing this I actually hear a Christmas advertisement on the radio. Man is that an eye opener. Christmas is only a few short weeks away and I haven't gotten started on any of those Christmas gifts yet. Guess I better get in high gear. Good thing this month's meeting will again be more quick Christmas demonstrations. I know that all of us will get some great additional last minute gift ideas. Come and be ready to be inspired. Who knows you may even get an idea for the Christmas challenge. Speaking of the Christmas challenge, if you have not gotten your challenge fat quarter, see Gayle Helm. This year our challenge is centering around the idea of "going green" by creating an alternative to paper wrapping paper. Once again this year we will be celebrating

Christmas with a potluck brunch. This would be the perfect opportunity to try out some of those recipes from the cookbook. We will be sending around sign-up sheets to get an idea of what everyone will be bringing. The guild will be supplying the coffee, drinks, and ice, plates, cups. And as in the past, we will be meeting at Englewood United Methodist Church for the Christmas Party. I look forward to seeing everyone at the meeting in November. I also look forward to seeing what everyone has been working on and getting some much needed inspiration from sew and tell. See each of you at the meeting on November 13.

Until then,
Karen

Thanksgiving

Our Next Meeting
Saturday, November 13

The Arts Center
9:00 am - Social
9:30 am - Meeting

- **Wear Your Name Tag !**
- **Show & Tell!**
- **Charity/Patriotic Quilts**
- **Fat Quarter for the drawing!**
- **Renewal Form**
- **Bring a Friend**

Inside this issue:

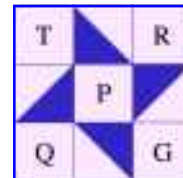
<i>Bee Hives & Birthdays</i>	2
<i>F.Y.I &</i>	2
<i>Charity Update & Guild Programs</i>	2
<i>Renewal form</i>	4
<i>Membership Report</i>	5
<i>Upcoming events & News</i>	5
<i>Board Members & Thanks You's</i>	6
<i>Treasurer's Report, Get Well</i>	6



November Birthdays

Mary Ann Schindle	11/09
Katherine McNeese	11/11
JoAnn Rice	11/11
Alice Holloman	11/12
Teresa Parker	11/15
Linda Scharf	11/16
Susie Crumpler	11/23
Ramona Orzell	11/25
Jennie Wright	11/30

F.Y.I.



Charity Projects

Patriotic Quilts Wheel Chair size 36 X 54. Lap top Quilts = 50 -55" X 60-65"

Bereavement Quilts for Nash General Hospital. . . 12"X12" to 15"X15". These can be quilted, crocheted or knitted. (See page 5 for a good web site)

OUR ON-GOING SPONSORED CHARITIES

Baby quilts for Christian Adoption Agency 36" up to 40" square (include one 12" square for the birth mother, they love it!)

Neo-natal for Nash Rocky Mount Hospital: 30" X 30" (Please no larger, they can't use them due to safety issues)

Isolette Covers for premature babies 36" X 28" or 36" square (NO LARGER)

"Enduring Earth"

The Scarf Challenge for The Nature Conservancy headed up by Wendy Ferguson was a big success and raised almost \$300 for the Conservancy. Thanks to all who donated a scarf for this worthy cause.

There is a need for bereavement gowns. Maryann will bring patterns to the next meeting. The Charity Quilt Committee has worked hard and made kits for you - there are more kits available for you to sign out and take home to sew. *We need more quilts!*



Bee Hives for November

Fat Quarters will not meet again until Jan. 22.

Busy Bees will meet at 9:30 am on 11/9 at the home of Brenda Grover.

Rachel's Remnants will meet 11/4 at the home of Judy Glover.

Tar Bees meets the 3rd Monday at 7 p.m. in the St. James Methodist Church's Fellowship Hall.211 E Saint James St, Tarboro.

Sew Bee it - will not meet in Nov. They will meet at Paula Loges' for a Christmas party on 12/6

Betty's Bee - will meet at Betty Rightmeyer's house on the first & third Wednesday of the month at 1:00 p.m.

Quick Quilt Tips

When you are sewing with slippery fabrics, place a sheet of waxed paper in between the layers of fabric. It will make the pieces slip less, and you can tear it out when you're done sewing.

A magnetic pincushion can come in extra-handy if you ever drop pins or needles on carpet. Simply turn the pincushion upside down and wave the magnetic side over the carpet where you dropped the pins. If you don't have a magnetic pincushion, try a magnet off your refrigerator!

Up and Coming Guild Programs

November - Mini Workshops/Demonstrations
December - Christmas Party - Green Bag Challenge
January - Connie Walker - Underground Railroad Sampler Quilt

Notes from the Vice President!

November Meeting:

Don't forget during our November meeting we will have some great demos on projects that you could make for yourself or for gifts! Get ready to learn!! We have 5 different demonstrations to jump start your holiday giving:

Barbara Wallace: Notebook cover Kathy Bass: Caddy Bag for scraps. Lori Richardson: 10 minute table runner
Mae Carroll: Book mark Paula Loges: Coasters and napkins

Christmas Meeting:

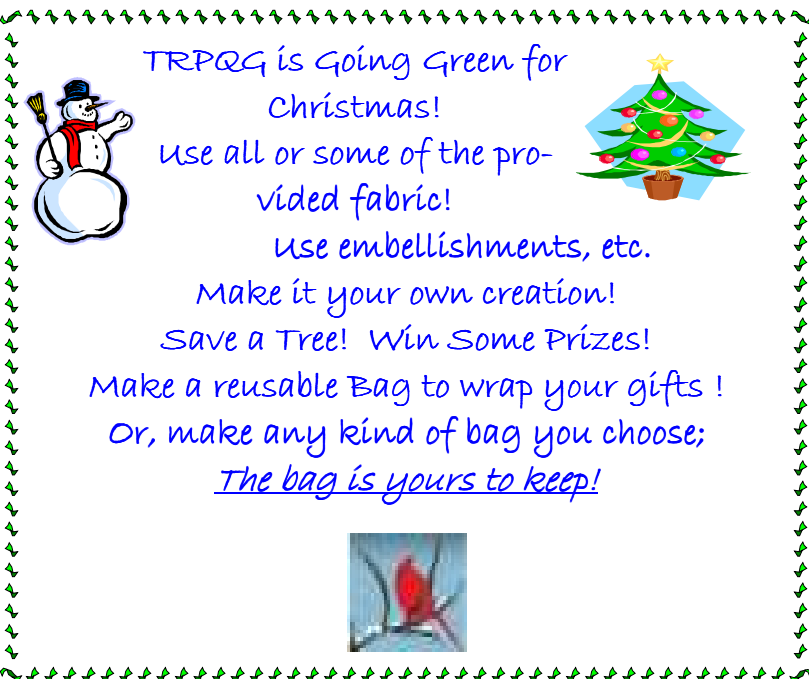
We are very excited about our Christmas meeting this year! Since we just published our wonderful cookbook, what better way to celebrate the holidays than to have a potluck using our very own special recipes! Please start thinking about what you'll be bringing for your potluck dish. We'll have a sign up sheet at the November meeting. This is one of my favorite meeting when we can taste all the wonderful variety of foods (Cooking is our second best skill!). I can't wait. Also, we have our Christmas "green bag" challenge to make a gift bag (or any kind of bag) using one of the fabrics provided, that can be used instead of gift wrap! There are still a few fat quarters left that we'll have at the November meeting if you don't have your fabric yet. There will be a prize for the winning entry. And the bags are yours to keep!!

January Meeting:




We are fortunate to have Connie Walker from Whistle Stop (back by popular demand!) who will be doing a lecture on the Underground Rail Road and a class after the Guild meeting on the Underground Rail Road Quilt Code! The supply list for the class is noted below. Please note: if you would like to buy a kit before the class, contact Connie at 919/975-0404 by December 23 and she'll have it ready for you!!

Committee Membership

In the last couple of meetings, we've asked for volunteers for the various committees in the Guild. As you all know, many hands make light work and your help is always appreciated. We've created a roster to show the various committees and the people who have already volunteered. We have also assigned everyone else who hasn't had a chance to volunteer yet, to one of the committees. We will pass out the committee members at the November meeting. As we mentioned before, we have designed this concept so that you may be "called upon" to help every **once in a while** - like maybe a few times a year. With everyone helping a little, it will make our Guild much more fun and successful. Thank you in advance for all your help and all your ongoing efforts to make our Guild the best!!



TRPQG is Going Green for
Christmas!
Use all or some of the provided fabric!
Use embellishments, etc.
Make it your own creation!
Save a Tree! Win Some Prizes!
Make a reusable Bag to wrap your gifts!
Or, make any kind of bag you choose;
The bag is yours to keep!



Nash Community College Continuing Education

Winter Classes - Teacher - Louise Janelle
Registration open now.

Pre-registration recommended
Call 451-8234.


Crocheting	\$37.25
Monday:	Jan. 10 - Mar. 7 1:00-4:00 P.M.
Knitting	\$37.25
Monday:	Jan. 10 - Mar. 7 6:00-9:00 P.M.
Wednesday:	Jan. 12 - Mar. 2 9:00 A.M.-12:00 P.M.
Quilting	\$46.25
Thursday:	Jan. 13 - Mar. 3 9:00 A.M.-12:00 P.M.
Thursday:	Jan. 13 - Mar. 3 6:00-9:00 P.M.

Supply Sheet

The Underground Railroad Quilt Code - Fact, Fiction & Fantasy

Presented by Connie Walker

While many people now question the validity of the Underground Railroad Quilt Code, it is easy to understand a quilter's desire to retell this story in fabric. Eleanor Burns and Sue Bouchard have written a book, "The Underground Railroad Sampler Quilt" that will lay the framework for our workshop. In it are 15 blocks (10 from the Code and 5 others to help tell the story) that can be used to create your own Underground Railroad quilt or wall hanging. For the purposes of our workshop I have chosen 3 of the blocks in the book to present and get you started on your journey. Of the blocks I have chosen, two use a technique that you may not be familiar with and one is fairly simple. As fabric goes – quantities are listed for just the workshop as well as a full quilt. Kits will be available for both.



General Supplies

Sewing machine – cleaned, oiled and ready to go – *don't forget your power cord and pedal.*

Basic sewing supplies – pins, seam ripper, scissors, marking tool or pencil, etc.

Neutral thread for piecing.

Rulers & Cutting Supplies:

Cutting mat, quilter's ruler (6 1/2" or 6" x 24") & rotary cutter.

6 1/2" Square - if you have a larger square that will be fine but if not, a minimum 6 1/2" ruler will be needed.

Small (3" x 6") Flying Geese Ruler by Quilt in a Day – call the shop to order if you cannot find this item.

Fabric Requirements	
Workshop (3) 12" Blocks Only	Full Quilt Finished size @60" x 90"
(4) Background Prints – Fat Quarter of each Medium/Dark Prints as follows: Fat Quarter each of (2) Reds Fat Quarter each of (2) Browns (1) Fat Quarter Green Fat Quarter each of (2) Blues	(4) Background Prints – 1 yard each (13) Medium/Dark Prints as follows: 1/2 yard of Red 1/4 yard each of (2) additional Reds 1/4 yard each of (3) Browns 1/2 yard of Green 1/4 yard each of (2) additional Greens 1/2 yard each of (2) Blues 1/4 yard of (1) additional Blue 1/8 yard of Black 1 1/2 yards for Sashing 1/4 yard for Cornerstones 1 1/2 yards for Outer Border
Choose background fabrics similar in color, value and scale. When selecting medium/dark prints, fabrics that will read as a solid from a distance will work best; try to vary the scale to add more interest. For a more authentic look, work with reproduction fabrics from the 1800s.	
<u>Kits Available</u>	
For a little variety we will offer the kits in (2) Styles – Authentic 1800s & Vintage 30s. We will also try to vary the fabrics in each kit so no (2) quilter's projects/quilts will be identical when finished. To order a kit, call the shop at 919/975-0404. Kits subject to sales tax; discounts do not apply. <u>ALL orders must be placed before December 23.</u>	
Kit for Workshop Only – Book <u>Not</u> Included - \$27.95 Kit for Full Quilt – Includes Book & all the fabric to complete the Underground Railroad Sampler Quilt - \$134.95 The book will NOT be required for the workshop however, anyone wishing to purchase the book and shop on their own for their fabrics to make the complete quilt may call the shop – Book Only: \$24.95.	

For a little variety we will offer the kits in (2) Styles – Authentic 1800s & Vintage 30s. We will also try to vary the fabrics in each kit so no two (2) quilter's projects/quilts will be identical when finished.

To order a kit, call the shop at 919/975-0404. Kits subject to sales tax; discounts do not apply.

ALL orders must be placed before December 23.

Kit for Workshop Only – Book Not Included, is \$27.95

Joann Fabric "Quilt Your Colors 2010" Contest

Show Us Your Colors - Use your talent & skill to create a quilt made with fabrics from Joann Fabric.
1st Prize—\$2500 & a sewing machine & more
2nd Prize - \$1,000 & AccuQuilt Go & more
3rd Prize - \$500 & Cutting Table & more
4 - 10th Prize—\$50 Joann Gift Card
Contest ends December 18, 2010
Go to this website for more details
www.joann.com/quiltcontest

TRPQG Quilt Show
headed up by Wendy Ferguson
is Coming in October of 2011
Get your quilts ready!
Dunn Center for the Performing Arts
NC Wesleyan College

Listen at the meeting for information on
Discount subscriptions to Fons & Porter's
"Love of Quilting Magazine"!

MEMBERSHIP UPDATE

We now have less than 60 members who have renewed -- keep spreading the word about our guild.
Invite your neighbors, relatives, or even a stranger to come visit with us.
Please update any changes with Debbie Quitquilt - quitquilt@hotmail.com or 434-594-7254.

2010 - 2011 TRPQG Renewal

Please fill out and return with your annual dues of \$15

(Due by September Meeting)

Cash (please don't mail cash) or check payable to TRPQG, PO Box 7813, Rocky Mount, 27804

Please fill in all your information and note if it has changed from last year.

Name: _____

Address: _____

City: _____ State: _____

Home Phone: _____ Cell or Work: _____

Email: _____

Check if you want the newsletter via email _____

Birthday: Month _____ Day _____

Are you in a Bee? _____ Which one? _____

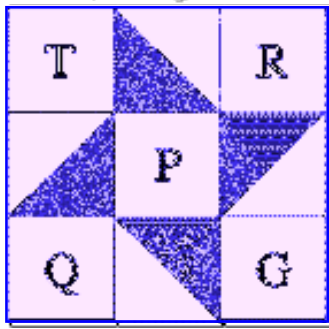
Do you want to be in a Bee? _____

Paying by Check: # _____ Cash: _____

Has any information changed? What? _____

There are lots of members
who haven't renewed yet!
This May Be Your Last
Newsletter!!

**Tar River Piecemakers
Quilting Guild**



P.O. Box 7813
Rocky Mount, NC 27804

DATE	UPCOMING QUILTING EVENTS
Oct. 9 to Jan. 2	Virginia Museum of Fine Art - American Quilts - Selections from the Winterthur Collection - NewMarket Gallery
Nov. 13	Ashville, NC, "One Stop Shop Hop" , WNC Building at the Fairgrounds
Jan 7-8	Sanford, NC - Quilting and Fiber Arts Marketplace, Dennis Wicker Civic Center. 9-5 For more info. www.quiltersgallery.net
Feb. 2-5	Romancing Eastern NC Shop Hop, Includes Cotton Fields!
June 2-5	Raleigh, NC, North Carolina Quilt Symposium 2011, Peace College Www.ncqsi.org

The Cookbook are almost GONE!



Sue will bring the last of them to the meeting!

Get them before they are gone for good!



Get Well Wishes to anyone who has been ill during the past two months.

Our Deepest Sympathy to anyone who has lost a loved one during the past two months.

President: Karen Batts	819-0844
Vice President: Gayle Helm	315-1329
Secretary: Carol Myers	443-1521
Treasurer: Mae Carroll	443-2828
Membership: Debbie Quitiquit	434-594-7254
Library: Virginia Ward	443-4554
Bee Keeper: Pam Kowalk	937-4863
Membership Liaison: Carolyn Evans	212-9043
Newsletter & Web Site: Kathy Bass	314-0283
Charity Outreach:	
Maryann Rettino	823-4378
Sue Fry	823-7527
Sandy Harris	296-0084
Gayle Helm	315-1329
Cookbook: Sue Fry	823-7527
Maryann Rettino	823-4378
Sarah Wade	442-7600

Charity Quilt Ticket Sales: Mary Jones
Charity Quilt Tickets Production: Lin Varney

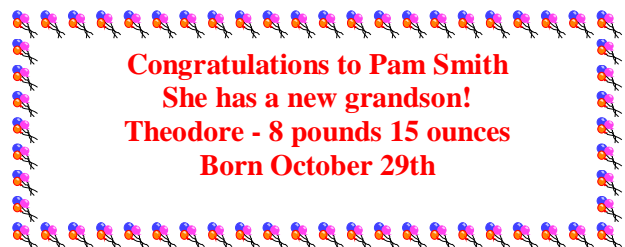
All area codes are 252 unless listed with the number

TREASURER'S REPORT

Opening Balance		\$ 5,861.04
Deposits:		
Raffle Tickets	\$ 173.00	
Membership	\$ 15.00	
Misc. Tarboro Days	\$ 18.00	
Cookbooks	\$ 385.00	
Total Deposits		\$ 616.00
Expenses:		
Charity Fabric	\$ 120.26	
Door prizes	\$ 100.92	
Less Total Expenses		<u>(\$ 221.18)</u>
Balance as of November 1, 2010		\$ 6,255.86
(Balance <u>does not</u> Include \$365.50 Emergency Fund)		

A Big TRPQG Thank You to:

- **Everyone who brought a guest!**
- **Everyone who signed up for a committee!!**



**Congratulations to Pam Smith
She has a new grandson!
Theodore - 8 pounds 15 ounces
Born October 29th**